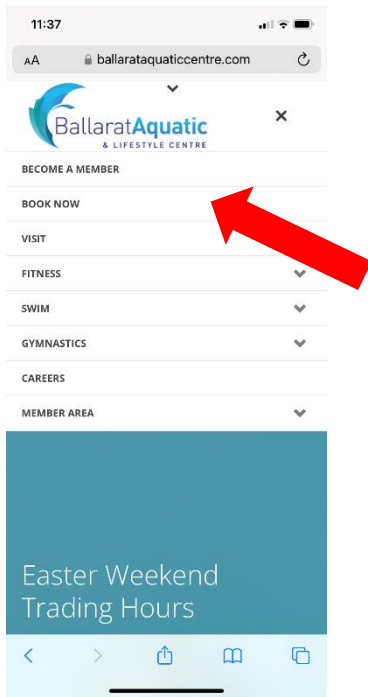
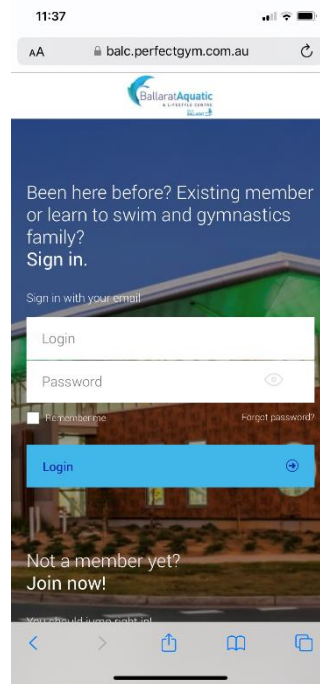


Booking Swim Intensive Program for Members

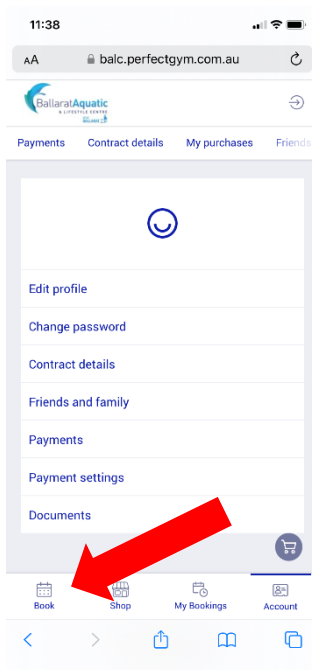
1) To log into the BALC Online Portal, visit our website and select 'Book Now' in the drop down menu.



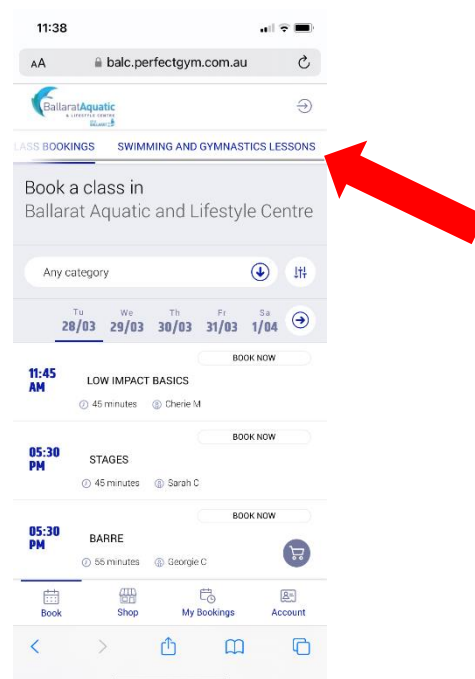
2) Enter your log in details. This is the email address and password used to enrol your child. If you do not remember your password, please click 'Forgot Password'.



3) To view upcoming School Holiday Program classes, click the 'Book' tab at the bottom of the screen.

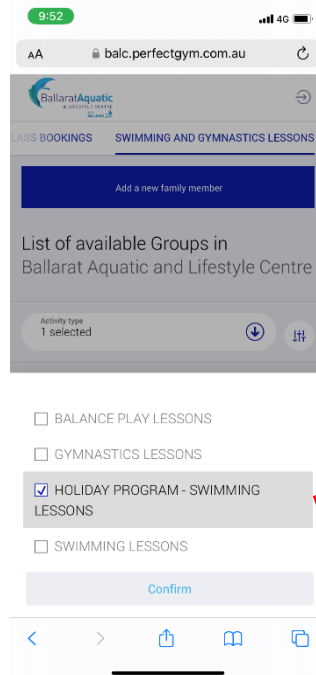
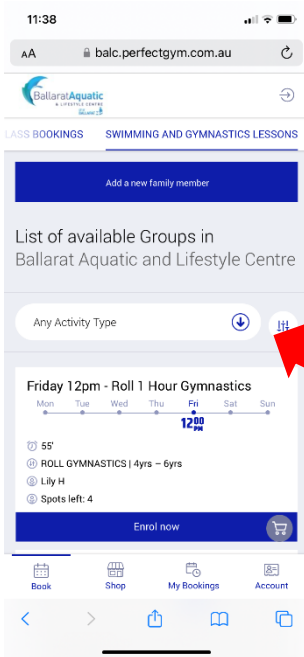


4) Select 'Swimming and Gymnastics Lessons' at the top of the screen.

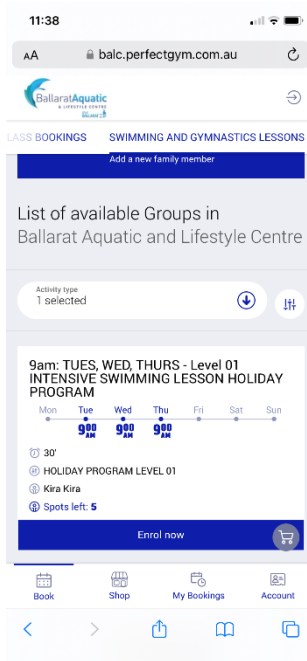


Booking Swim Intensive Program for Members

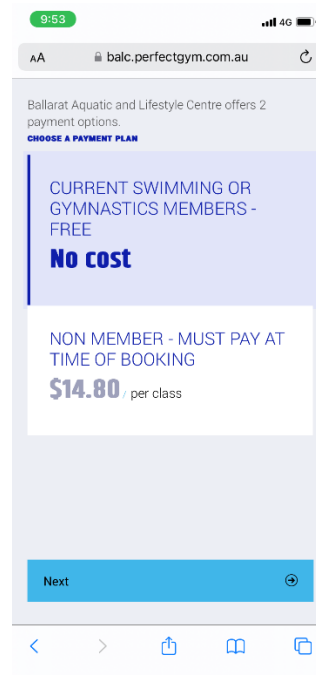
5) Using the 'Any Activity Type' dropdown menu, select 'HOLIDAY PROGRAM – SWIMMING LESSONS'.



6) You can use the Filter button to find the right class. Once you have found the correct class and time for your child, click 'Enrol Now'.



7) Select the child you would like to enrol. You will then be prompted to select a payment plan. Select 'No Cost' and 'Next'.



Booking Swim Intensive Program for Members

- 8)** Agree to our Terms & Conditions and sign electronically.
- 9)** You can view your upcoming bookings at any time under the 'My Bookings' tab at the top of the screen.
- 10)** To cancel any upcoming classes, select 'Manage Bookings' under 'My Bookings'.